



District Report Card: 2017


State: Uttarakhand	District: Bageshwar
Class: 3	Subject: Mathematics
Schools: 61	Students: 453


Participation/Coverage


Students

<div>GENDER</div> <div></div>	Boys				Girls			
	Number		%		Number		%	
	215		47.46		238		52.54	

<div>AREA</div> <div></div>	Rural				Urban			
	Number		%		Number		%	
	441		97.35		12		2.65	

<div>CATEGORY</div> <div></div>	SC		ST		OBC		GEN	
	Number	%	Number	%	Number	%	Number	%
	240	52.98	2	0.44	18	3.97	193	42.60

<div>CWSN</div> <div></div>	LD	VI	HI	S&LD	ID	Oth
	1	0	0	0	2	1

<div>Management</div> <div></div>	Government			Government-aided		
	Number		%	Number		%
	453		100.00	0		0.00

Average Performance of Students in Mathematics (%)

Overall	Gender		Area		Management		Social Group			
	Male	Female	Rural	Urban	Govt.	Aided	SC	ST	OBC	GEN
69.20	69.83	68.63	69.40	61.67	69.20	0.00	69.58	83.33	72.59	68.26

Performance on Learning Outcomes (LOs)

Learning Outcomes	Description	Average Performance(%)
M301	Reads and writes numbers up to 999 using place value	62.18
M302	Compares numbers up to 999 based on their place values	83.22
M303	Solves simple daily life problems using addition and subtraction of three digit numbers with and without regrouping	62.11
M304	Constructs and uses the multiplication facts (up till 10) in daily life situations	68.54
M305	Analyses and applies an appropriate number operation in the situation/ context	69.09
M306	Explains the meaning of division facts by equal grouping/sharing and finds it by repeated subtraction	69.98
M309	Identifies and makes 2D-shapes by paper folding, paper cutting on the dot grid, using straight lines etc.	80.95
M311	Fills a given region leaving no gaps using a tile of a given shape	55.98
M312	Estimates and measures length and distance using standard units like centimeters or meters & identifies relationships	54.34
M317	Reads the time correctly to the hour using a clock/watch	71.08
M318	Extends patterns in simple shapes and numbers	64.65
M319	Records data using tally marks, represents pictorially and draws conclusions	84.55

Range of Performance of Students who Answered Correctly							
Below 30%		30% - 50%		50% - 75%		Above 75%	
Number	%	Number	%	Number	%	Number	%
26	5.74	76	16.78	154	34.00	197	43.49

Lowest Performing Learning Outcomes (LOs)

- 1 - Estimates and measures length and distance using standard units like centimeters or meters & identifies relationships (54.34)
- 2 - Fills a given region leaving no gaps using a tile of a given shape (55.98)
- 3 - Solves simple daily life problems using addition and subtraction of three digit numbers with and without regrouping (62.11)
- 4 - Reads and writes numbers up to 999 using place value (62.18)
- 5 - Extends patterns in simple shapes and numbers (64.65)